



DAILY CURRENCY REPORT

29 April 2026

29 April 2026

Domestic Currencies

Currency	Expiry	Open	High	Low	Close	% Change
USDINR	26-May-26	94.5200	94.9900	94.4875	94.9300	0.48
USDINR	25-Jun-26	94.7600	95.2025	94.7600	95.1875	0.45
EURINR	26-May-26	110.9500	111.9500	110.9500	111.1900	0.18
GBPINR	26-May-26	127.9025	128.3200	127.9025	128.0025	-0.01
JPYINR	26-May-26	60.5500	60.9950	59.7200	59.7200	-5.38

Open Interest Snapshot

Currency	Expiry	% Change	% Oi Change	Oi Status
USDINR	26-May-26	0.48	59.57	Fresh Buying
USDINR	25-Jun-26	0.45	156.23	Fresh Buying
EURINR	26-May-26	0.18	147.89	Fresh Buying
GBPINR	26-May-26	-0.01	121.81	Fresh Selling
JPYINR	26-May-26	-5.38		Fresh Selling

Global Indices

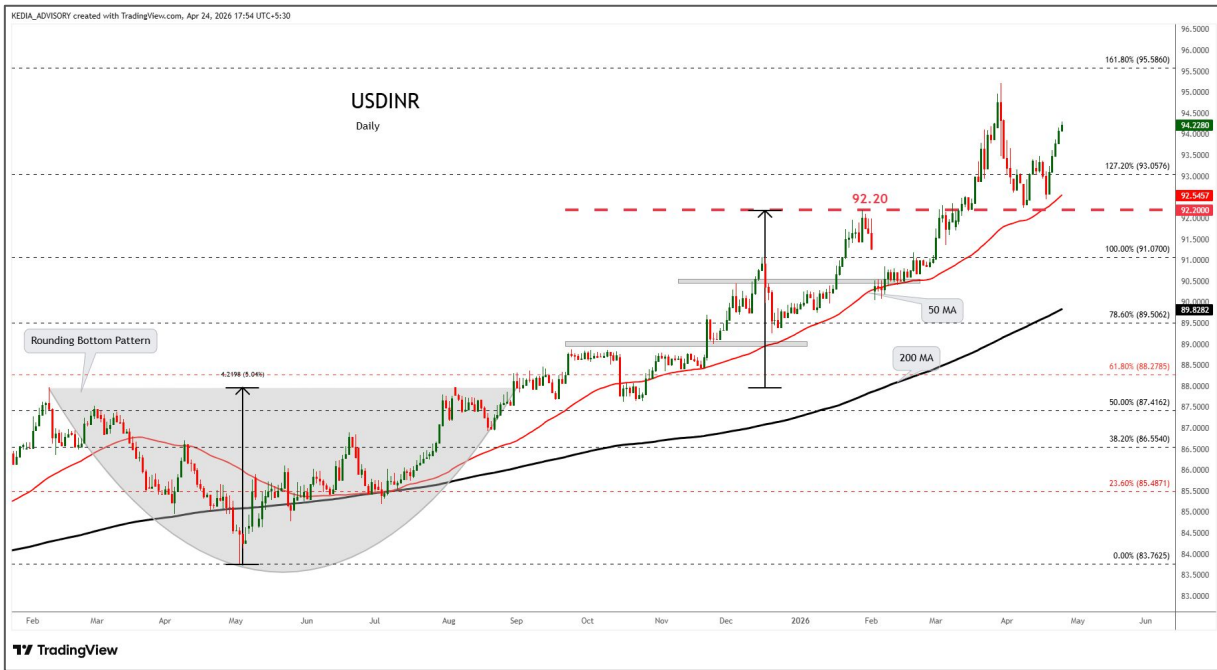
Index	Last	%Chg
Nifty	23995.70	-0.40
Dow Jones	49141.93	-0.05
NASDAQ	24663.80	-0.90
CAC	8104.09	-0.46
FTSE 100	10332.79	0.11
Nikkei	59917.46	-1.02

International Currencies

Currency	Last	% Change
EURUSD	1.1711	-0.05
GBPUSD	1.3516	-0.06
USDJPY	159.6175	0.04
USDCAD	1.3683	0.01
USDAUD	1.3953	0.26
USDCHF	0.7886	-0.06

29 April 2026

Technical Snapshot



SELL USDINR MAY @ 95 SL 95.3 TGT 94.7-94.5.

Trading Levels

Expiry	Close	R2	R1	PP	S1	S2
26-May-26	94.9300	95.30	95.11	94.80	94.61	94.30

Observations

USDINR trading range for the day is 94.3-95.3.

Rupee weakened pressed by a stubborn rise in oil prices and sustained hedging by local importers against further weakness.

India's economy is expected to grow steadily, but the country's large informal sector is facing significant challenges due to global conflicts.

Industrial production in India rose by 4.1% from the previous year in March of 2026, slowing from the revised 5.1% expansion in February.



Technical Snapshot



SELL EURINR MAY @ 111.25 SL 111.5 TGT 111-110.7.

Trading Levels

Expiry	Close	R2	R1	PP	S1	S2
26-May-26	111.1900	112.36	111.77	111.36	110.77	110.36

Observations

EURINR trading range for the day is 110.36-112.36.

Euro steadied as stalled efforts to resolve the US–Iran conflict and reopen the Strait of Hormuz kept sentiment subdued.

Eurozone median inflation expectations for the next 12 months jumped to 4.0% in March 2026, the highest level since October 2023 and up sharply from 2.5% in February.

US President Trump and his national security team were reportedly skeptical of Iran's latest proposal, which defers nuclear negotiations to a later stage.

Technical Snapshot



SELL GBPINR MAY @ 128.2 SL 128.5 TGT 127.9-127.6.

Trading Levels

Expiry	Close	R2	R1	PP	S1	S2
26-May-26	128.0025	128.50	128.26	128.08	127.84	127.66

Observations

GBPINR trading range for the day is 127.66-128.5.

GBP steadied as the US-Iran impasse continues and domestic political pressures weigh on markets.

UK shop price inflation rose 1.0% year-on-year in April 2026, down from 1.2% in March and below market expectations of 1.5%.

Prime Minister Keir Starmer faces a pivotal vote over whether to investigate his assurances to Parliament regarding the appointment of Peter Mandelson as US ambassador.

29 April 2026

Technical Snapshot



SELL JPYINR MAY @ 59.5 SL 59.7 TGT 59.3-59.1.

Trading Levels

Expiry	Close	R2	R1	PP	S1	S2
26-May-26	59.7200	61.42	60.58	60.15	59.31	58.88

Observations

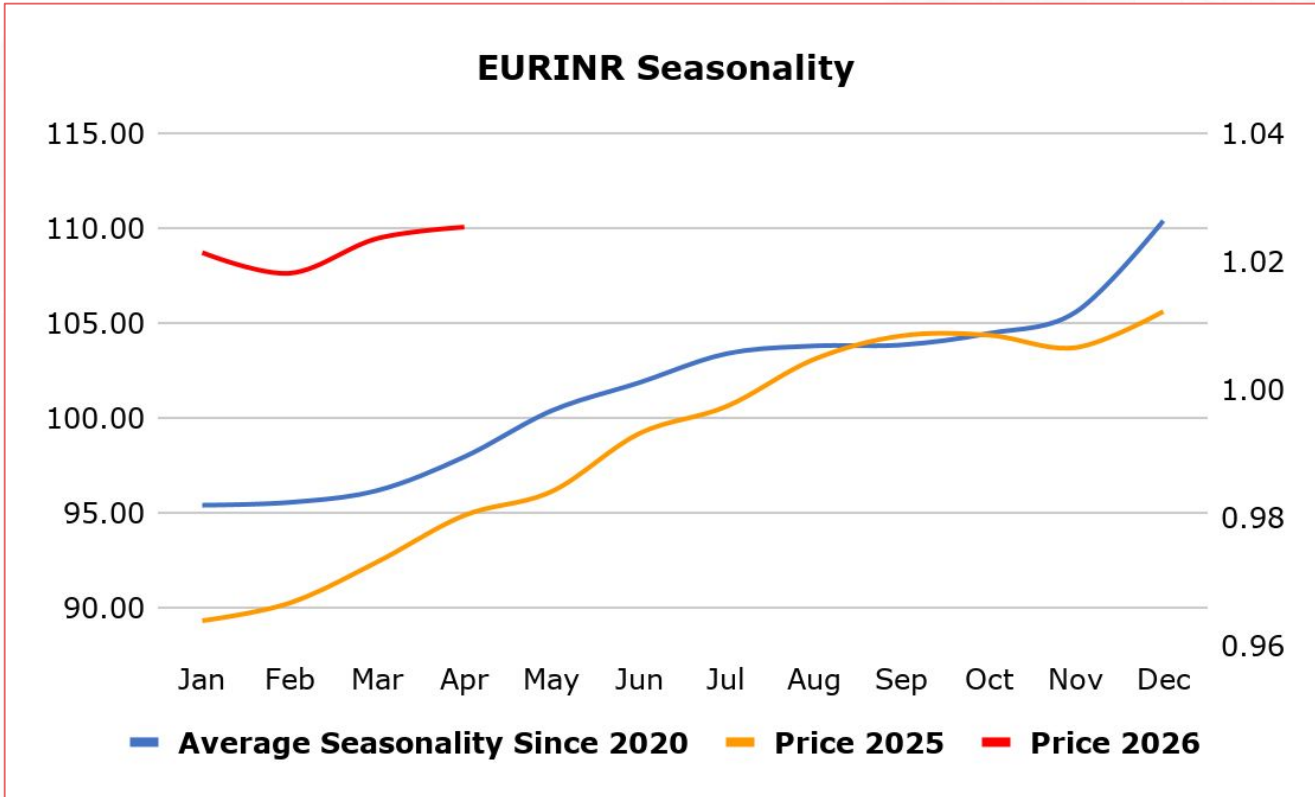
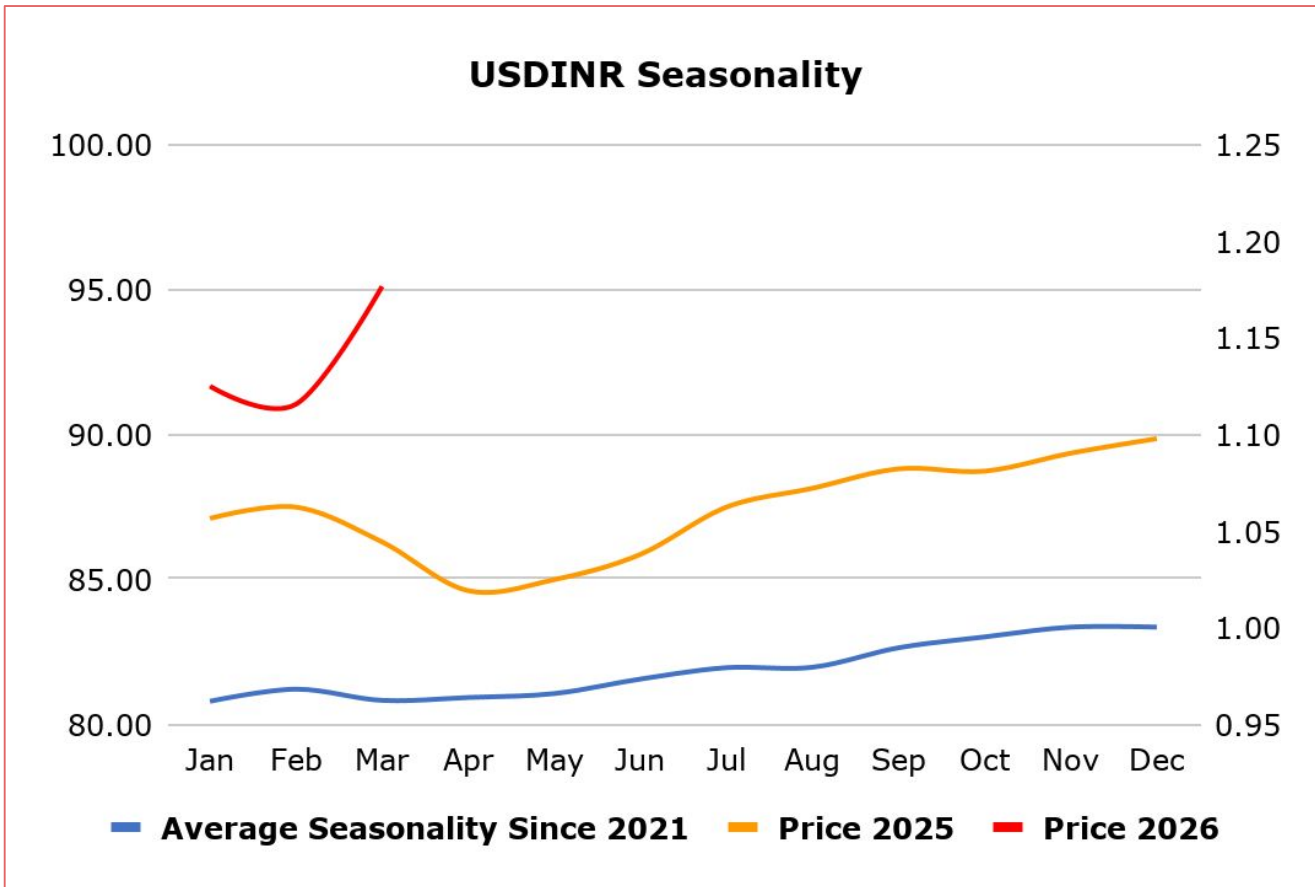
JPYINR trading range for the day is 58.88-61.42.

JPY dropped despite BOJ kept its policy rate unchanged at 0.75% for a fourth straight meeting

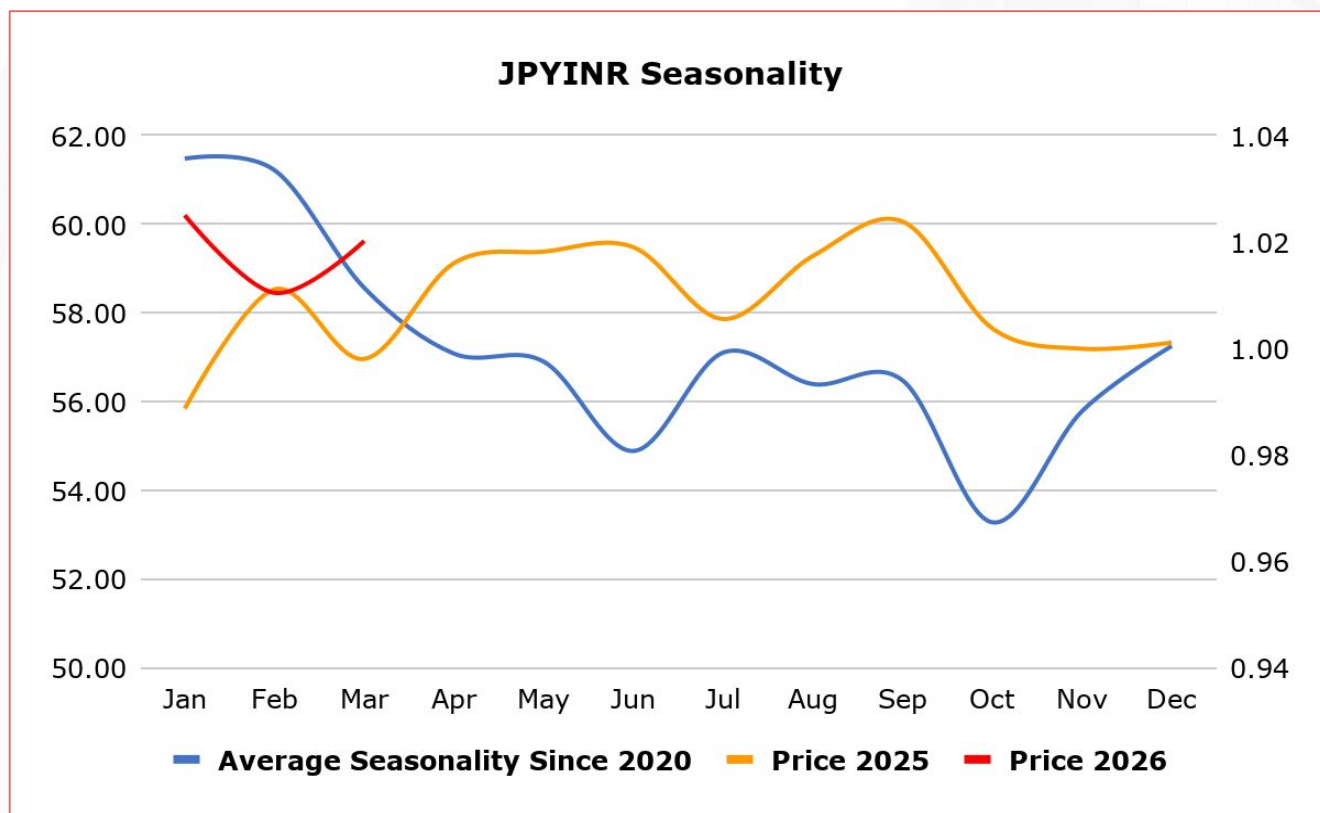
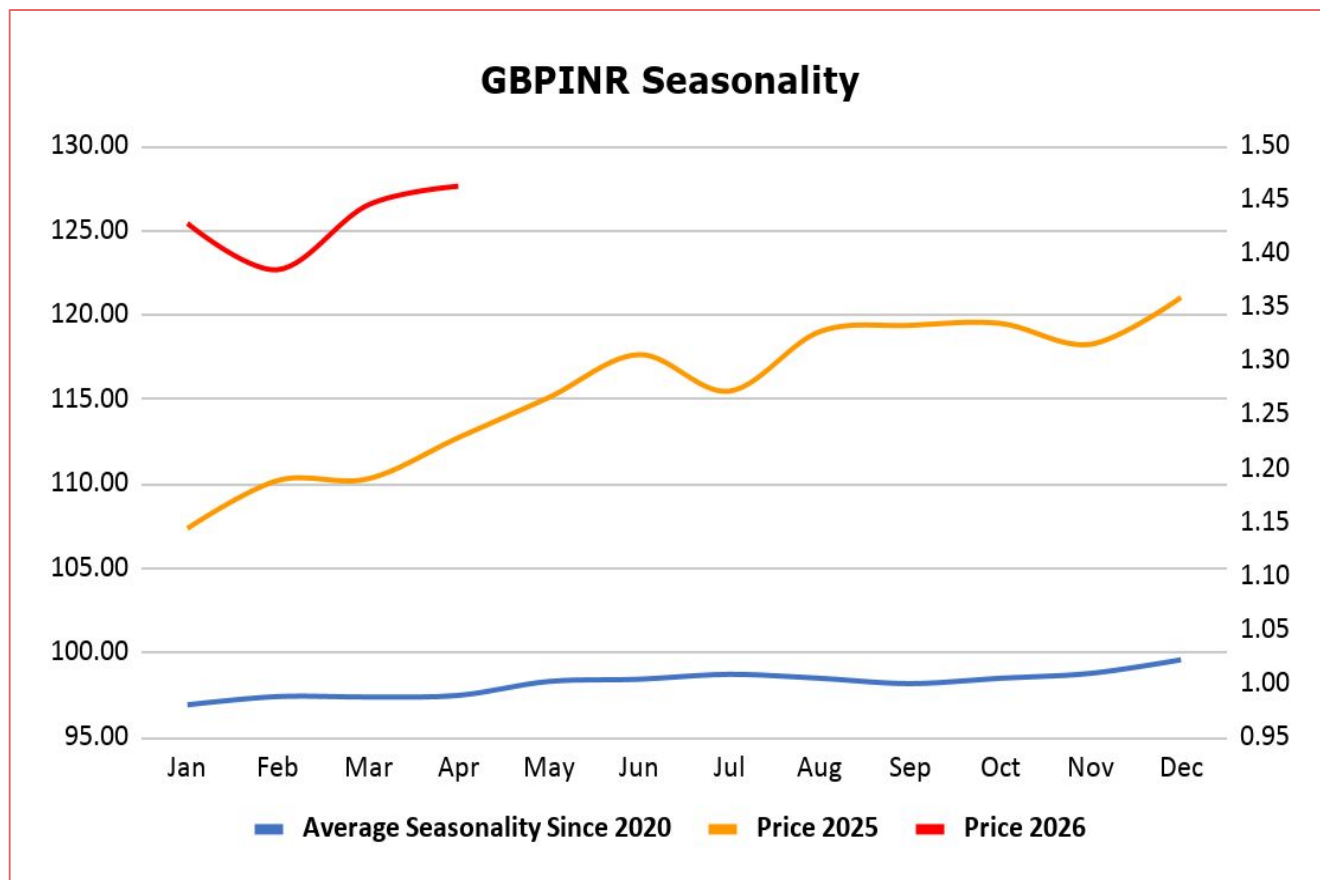
The central bank raised its inflation outlook while lowering its FY2026 growth projections to reflect the economic impact of the Middle East conflict.

Japan's unemployment rate rose to 2.7% in March 2026, slightly above market expectations and up from 2.6% in the previous month.

29 April 2026



29 April 2026



Economic Data

29 April 2026

Date	Curr.	Data
Apr 27	EUR	German GfK Consumer Climate
Apr 28	USD	ADP Weekly Employment Change
Apr 28	USD	S&P/CS Composite-20 HPI y/y
Apr 28	USD	CB Consumer Confidence
Apr 28	USD	Richmond Manufacturing Index
Apr 29	EUR	M3 Money Supply y/y
Apr 29	USD	Core Durable Goods Orders m/m
Apr 29	USD	Durable Goods Orders m/m
Apr 29	USD	Goods Trade Balance
Apr 29	USD	Prelim Wholesale Inventories m/m
Apr 29	USD	Crude Oil Inventories
Apr 29	USD	Federal Funds Rate
Apr 30	EUR	German Import Prices m/m
Apr 30	EUR	German Retail Sales m/m
Apr 30	EUR	German Prelim GDP q/q

Date	Curr.	Data
Apr 30	EUR	Prelim Flash GDP q/q
Apr 30	EUR	Unemployment Rate
Apr 30	EUR	Main Refinancing Rate
Apr 30	USD	Advance GDP q/q
Apr 30	USD	Core PCE Price Index m/m
Apr 30	USD	Employment Cost Index q/q
Apr 30	USD	Advance GDP Price Index q/q
Apr 30	USD	Unemployment Claims
Apr 30	USD	Personal Income m/m
Apr 30	USD	Personal Spending m/m
Apr 30	USD	Chicago PMI
Apr 30	USD	CB Leading Index m/m
May 1	USD	Final Manufacturing PMI
May 1	USD	ISM Manufacturing PMI
May 1	USD	ISM Manufacturing Prices

News

Euro zone firms expect inflation to surge in the near term on the war in Iran but longer-term bets remained steady and wage growth is actually seen moderating, the European Central Bank's Survey on the Access to Finance of Enterprises showed. With energy prices rising sharply, the ECB is keenly watching how firms react, ready to jack up borrowing costs on the first signs that an energy-driven inflation surge will start pushing up wages or longer-term price expectations. But Monday's survey of over 10,000 firms should ease some concerns in the run-up to Thursday's policy meeting as the data does not appear to show these second-round inflationary impacts. While inflation expectations for one year ahead jumped to 3.0% from 2.6% three months earlier, the three- and five-year ahead expectations were unchanged, the ECB said based on a survey that includes responses from both before and after the start of the war. Instead of pushing up wage expectations, firms reported moderating wage bets, a result that is likely to support already widespread views that the ECB will keep interest rates unchanged on April 30.

Japan's leading economic index, which gauges the outlook for the months ahead using indicators such as job offers and consumer sentiment, was revised higher to 113.3 in February 2026 from 112.4 in the preliminary estimates and up from downwardly revised 112.0 in the previous month. However, the latest reading remained its highest level since August 2022, underscoring a gradual improvement in the economic outlook. Labor market strength persisted, with the unemployment rate declining to 2.6% from January's 1.5-year high, while employment rose by 10 thousand to 68.27 million. Japan's coincident economic index, which tracks factory output, employment, and retail sales, stood at 116.3 in February 2026, matching flash data but down from an upwardly revised 118.1 in January, which had marked the highest since May 2019. The decline highlighted lingering external headwinds from U.S. trade policies and financial market volatility, even as the domestic economy recovers at a moderate pace. Meanwhile, business sentiment remained broadly flat, weighed by weak industrial production and exports, though improving employment and income conditions lent support to consumption, offsetting softer household sentiment.

**Scan the QR to connect
with us**



KEDIA ADVISORY

KEDIA STOCKS & COMMODITIES RESEARCH PVT LTD.

Mumbai. INDIA.

For more details, please contact Mobile: +91 9619551022

Email: info@kediaadvisory.com

SEBI REGISTRATION NUMBER - INH000006156

For more information or to subscribe for monthly updates

Visit www.kediaadvisory.com

This Report is prepared and distributed by Kedia Stocks & Commodities Research Pvt Ltd. for information purposes only. The recommendations, if any, made herein are expressions of views and/or opinions and should not be deemed or construed to be neither advice for the purpose of purchase or sale through KSCRPL nor any solicitation or offering of any investment /trading opportunity. These information/opinions/ views are not meant to serve as a professional investment guide for the readers. No action is solicited based upon the information provided herein. Recipients of this Report should rely on information/data arising out of their own investigations. Readers are advised to seek independent professional advice and arrive at an informed trading/investment decision before executing any trades or making any investments. This Report has been prepared on the basis of publicly available information, internally developed data and other sources believed by KSCRPL to be reliable. KSCRPL or its directors, employees, affiliates or representatives do not assume any responsibility for or warrant the accuracy, completeness, adequacy and reliability of such information/opinions/ views. While due care has been taken to ensure that the disclosures and opinions given are fair and reasonable, none of the directors, employees, affiliates or representatives of KSCRPL shall be liable for any direct, indirect, special, incidental, consequential, punitive or exemplary damages, including lost profits arising in any way whatsoever from the information/opinions/views contained in this Report. The possession, circulation and/or distribution of this Report may be restricted or regulated in certain jurisdictions by appropriate laws. No action has been or will be taken by KSCRPL in any jurisdiction (other than India), where any action for such purpose (s) is required. Accordingly, this Report shall not be possessed, circulated and/ or distributed in any such country or jurisdiction unless such action is in compliance with all applicable laws and regulations of such country or jurisdiction. KSCRPL requires such a recipient to inform himself about and to observe any restrictions at his own expense, without any liability to KSCRPL. Any dispute arising out of this Report shall be subject to the exclusive jurisdiction of the Courts in India.